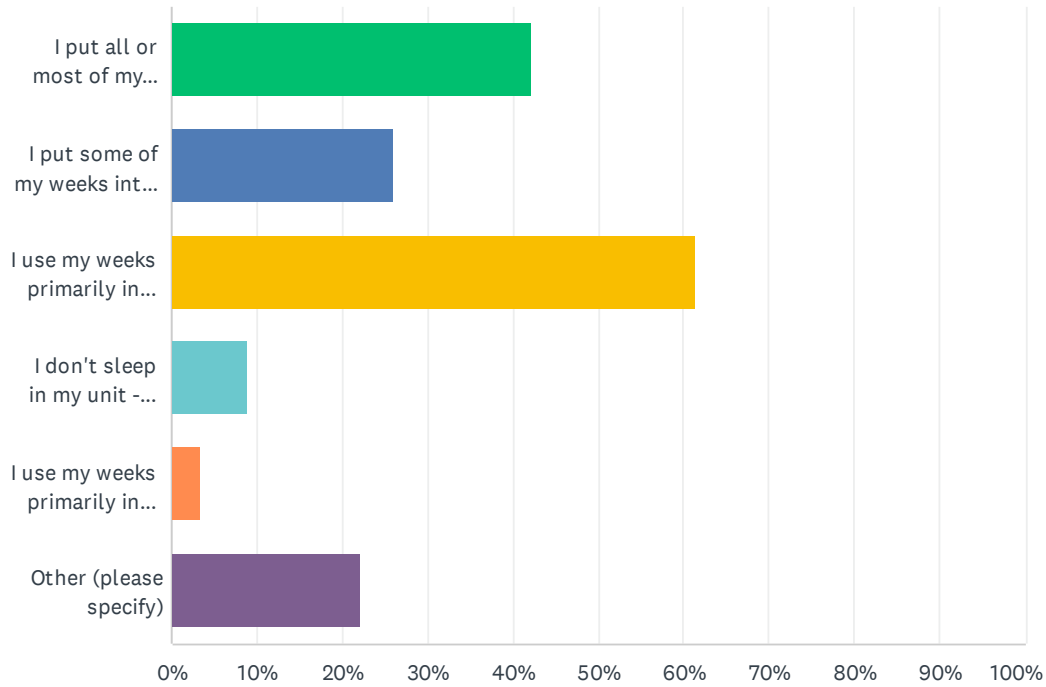


Q3 How do you use your unit(s)? Please check all that apply.

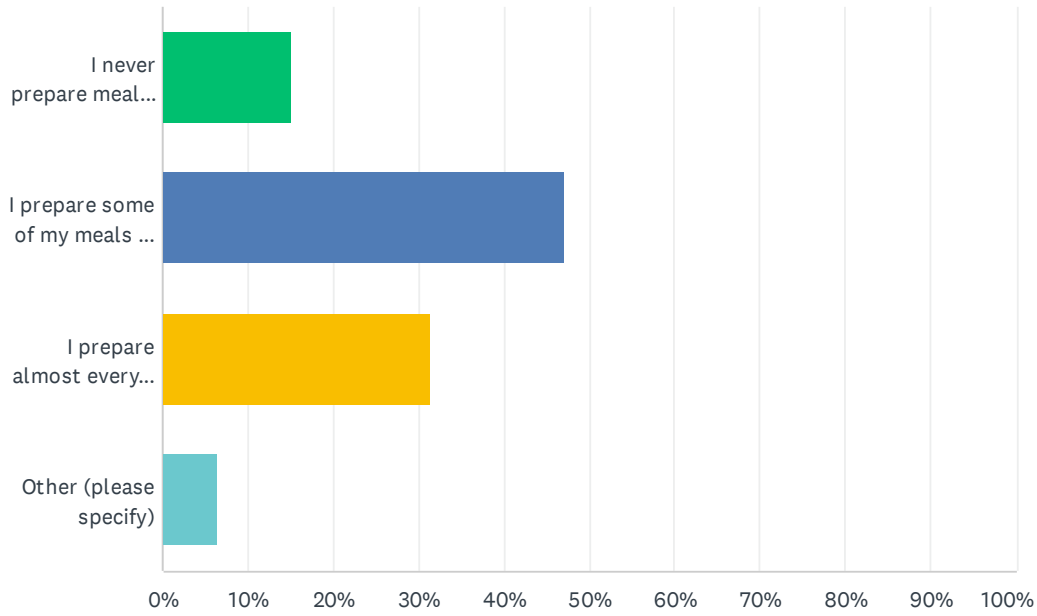
Answered: 265 Skipped: 0



ANSWER CHOICES	RESPONSES	
I put all or most of my weeks in the rental pool	42.26%	112
I put some of my weeks into RCI, Interval, and/or Boyne Vacation Club	26.04%	69
I use my weeks primarily in the winter	61.51%	163
I don't sleep in my unit - I just use the locker, health club and/or pool	9.06%	24
I use my weeks primarily in the summer	3.40%	9
Other (please specify)	22.26%	59
Total Respondents: 265		

Q4 How often do you prepare meals in your unit?

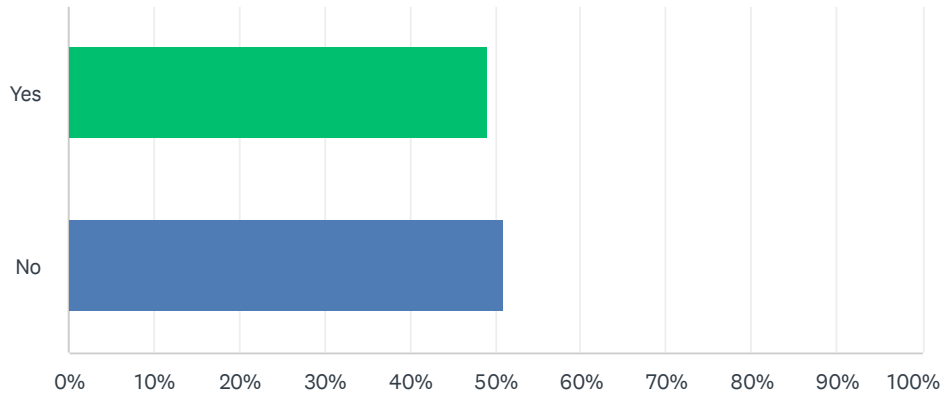
Answered: 265 Skipped: 0



ANSWER CHOICES	RESPONSES	
I never prepare meals in my unit	15.09%	40
I prepare some of my meals in my unit during my stay	47.17%	125
I prepare almost every meal in my unit during my stay	31.32%	83
Other (please specify)	6.42%	17
TOTAL		265

Q5 Did you support the recent proposal for room renovations?

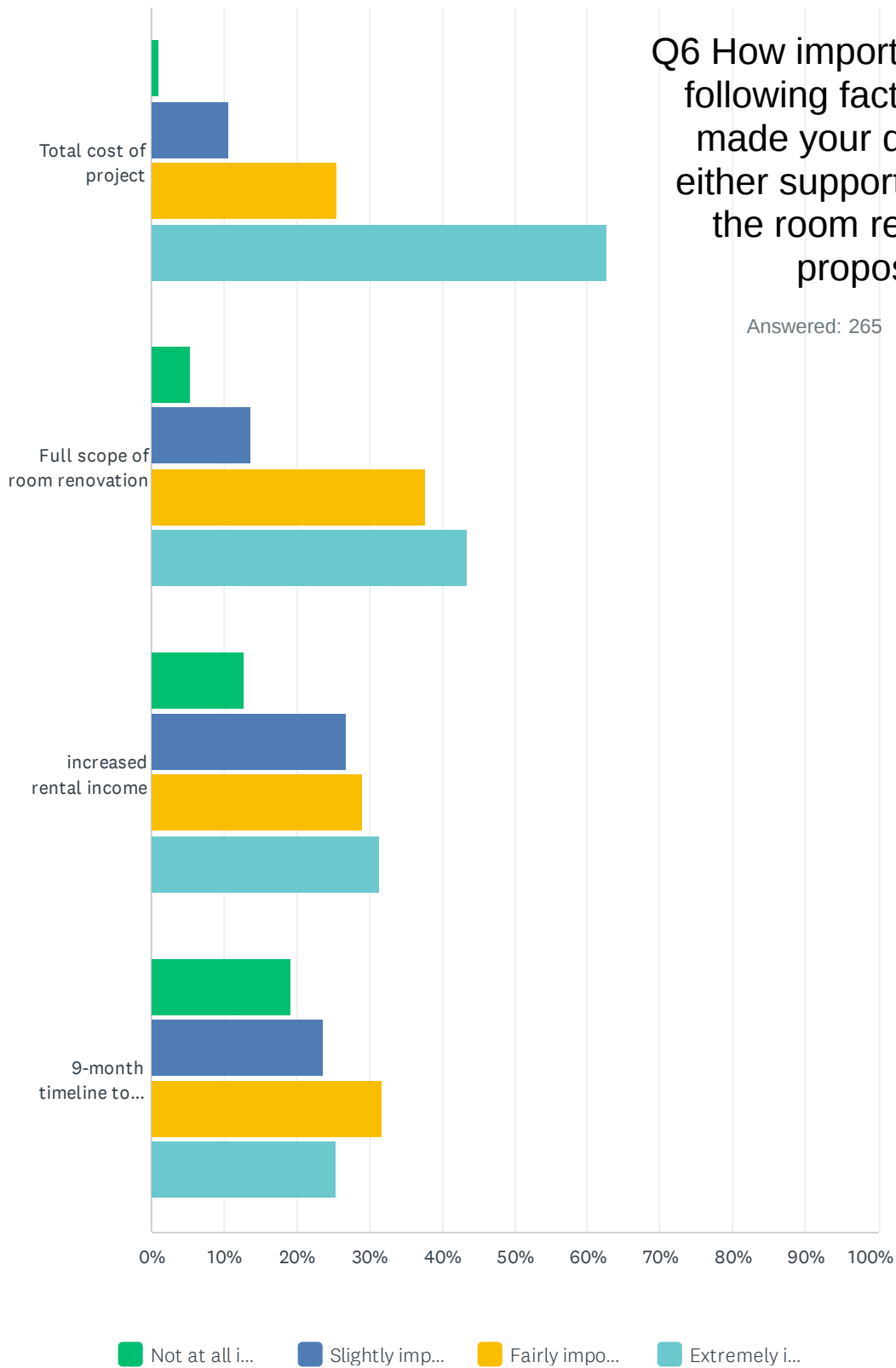
Answered: 265 Skipped: 0



ANSWER CHOICES	RESPONSES	
Yes	49.06%	130
No	50.94%	135
TOTAL		265

Q6 How important were the following factors as you made your decision to either support or oppose the room renovation proposal?

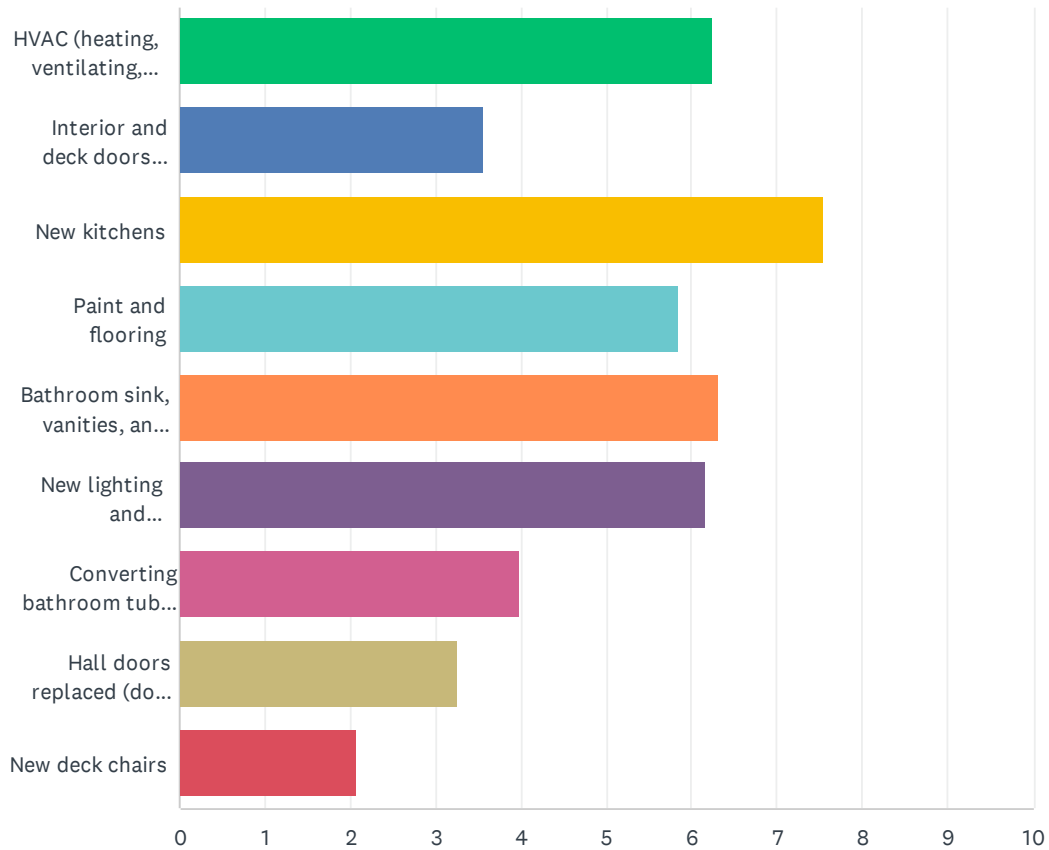
Answered: 265 Skipped: 0



	NOT AT ALL IMPORTANT	SLIGHTLY IMPORTANT	FAIRLY IMPORTANT	EXTREMELY IMPORTANT	TOTAL	WEIGHTED AVERAGE
Total cost of project	1.13% 3	10.57% 28	25.66% 68	62.64% 166	265	3.50
Full scope of room renovation	5.28% 14	13.58% 36	37.74% 100	43.40% 115	265	3.19
increased rental income	12.83% 34	26.79% 71	29.06% 77	31.32% 83	265	2.79
9-month timeline to complete all units	19.25% 51	23.77% 63	31.70% 84	25.28% 67	265	2.63

Q7 Please rank the importance of the following elements in the scope of a potential room renovation proposal. Use the arrows to move the options up and down. When you are finished, your highest priority should be at the top and your lowest priority at the bottom.

Answered: 265 Skipped: 0



	1	2	3	4	5	6	7	8	9	TOTAL	SCORE
HVAC (heating, ventilating, air conditioning)	18.49% 49	15.09% 40	16.23% 43	13.58% 36	14.34% 38	10.19% 27	7.17% 19	3.40% 9	1.51% 4	265	6.25
Interior and deck doors replaced (bathroom, bedroom, connecting, and deck doors)	1.89% 5	3.02% 8	3.40% 9	4.53% 12	6.79% 18	21.51% 57	32.45% 86	21.13% 56	5.28% 14	265	3.57
New kitchens	50.94% 135	13.21% 35	9.06% 24	11.32% 30	5.28% 14	5.66% 15	1.51% 4	1.51% 4	1.51% 4	265	7.54
Paint and flooring	8.30% 22	12.83% 34	16.23% 43	18.49% 49	21.51% 57	13.58% 36	4.53% 12	3.02% 8	1.51% 4	265	5.85
Bathroom sink, vanities, and toilets	5.28% 14	25.28% 67	20.00% 53	17.74% 47	18.49% 49	7.55% 20	3.02% 8	1.13% 3	1.51% 4	265	6.32
New lighting and furnishings, including televisions	9.43% 25	19.62% 52	18.49% 49	21.13% 56	12.45% 33	7.55% 20	4.15% 11	5.66% 15	1.51% 4	265	6.16
Converting bathroom tub to walk-in shower	4.15% 11	7.17% 19	9.06% 24	7.55% 20	7.55% 20	17.36% 46	13.21% 35	15.09% 40	18.87% 50	265	3.99
Hall doors replaced (doors into units from hallways)	1.13% 3	3.40% 9	5.66% 15	3.40% 9	8.30% 22	10.94% 29	23.77% 63	29.06% 77	14.34% 38	265	3.26
New deck chairs	0.38% 1	0.38% 1	1.89% 5	2.26% 6	5.28% 14	5.66% 15	10.19% 27	20.00% 53	53.96% 143	265	2.07